



Law Society
of Saskatchewan

Clicking on the [Members Profile](#) link will take you to a log in screen where you will need to enter in your login credentials. Your login credentials are your email address and password that you currently have with the Law Society.

Please note that if you change your password in the Member Profile section, your password for the [Member Resources](#) section will not automatically change. The Law Society does NOT have access to any passwords and will not be able to retrieve any password information. Please follow the instructions on the website if you need to change your password.

The screenshot shows a web browser window with the URL <https://lsstestv6.alinityapp.com/Account/Login?ReturnUrl=%2F>. The page has a brown header with the Law Society of Saskatchewan logo and name. The main content area is white and contains a login form. The form has a title 'Login' with a lock icon. It includes two input fields: 'Username (email address)' and 'Password'. Below these fields is a 'Login' button. There are also links for 'Forgot your password?' and 'Other login issues? Call 306-569-8242'. The footer of the page shows 'Alinity ©2020'. The Windows taskbar at the bottom displays the search bar, taskbar icons, and system tray information including the time '8:06 AM' and date '2020-07-08'.

Law Society of Saskatchewan Law Society of Saskatchewan

Login

Username (email address)

Password

Login

[Forgot your password?](#)

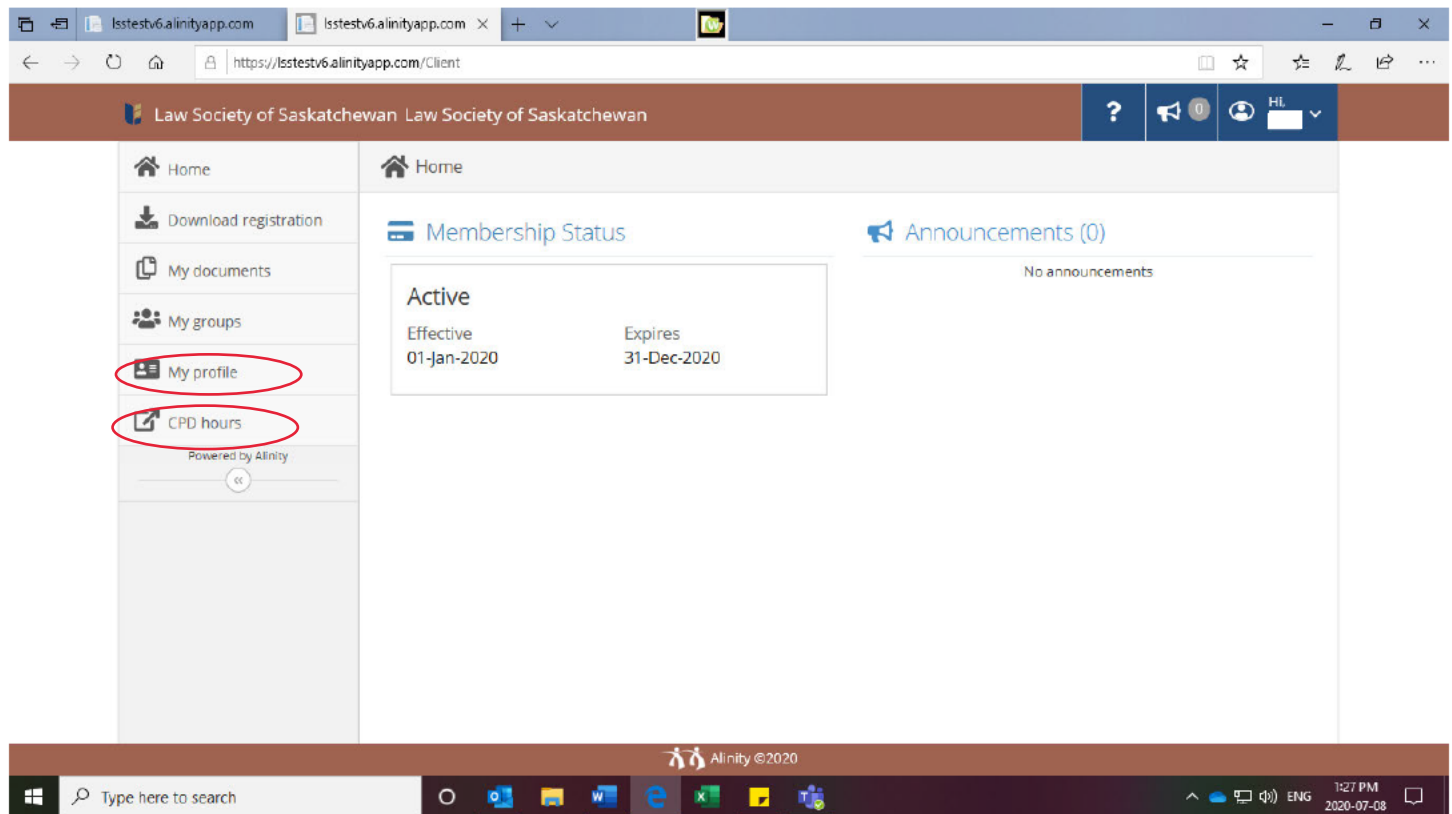
Other login issues? Call [306-569-8242](tel:306-569-8242)

Alinity ©2020

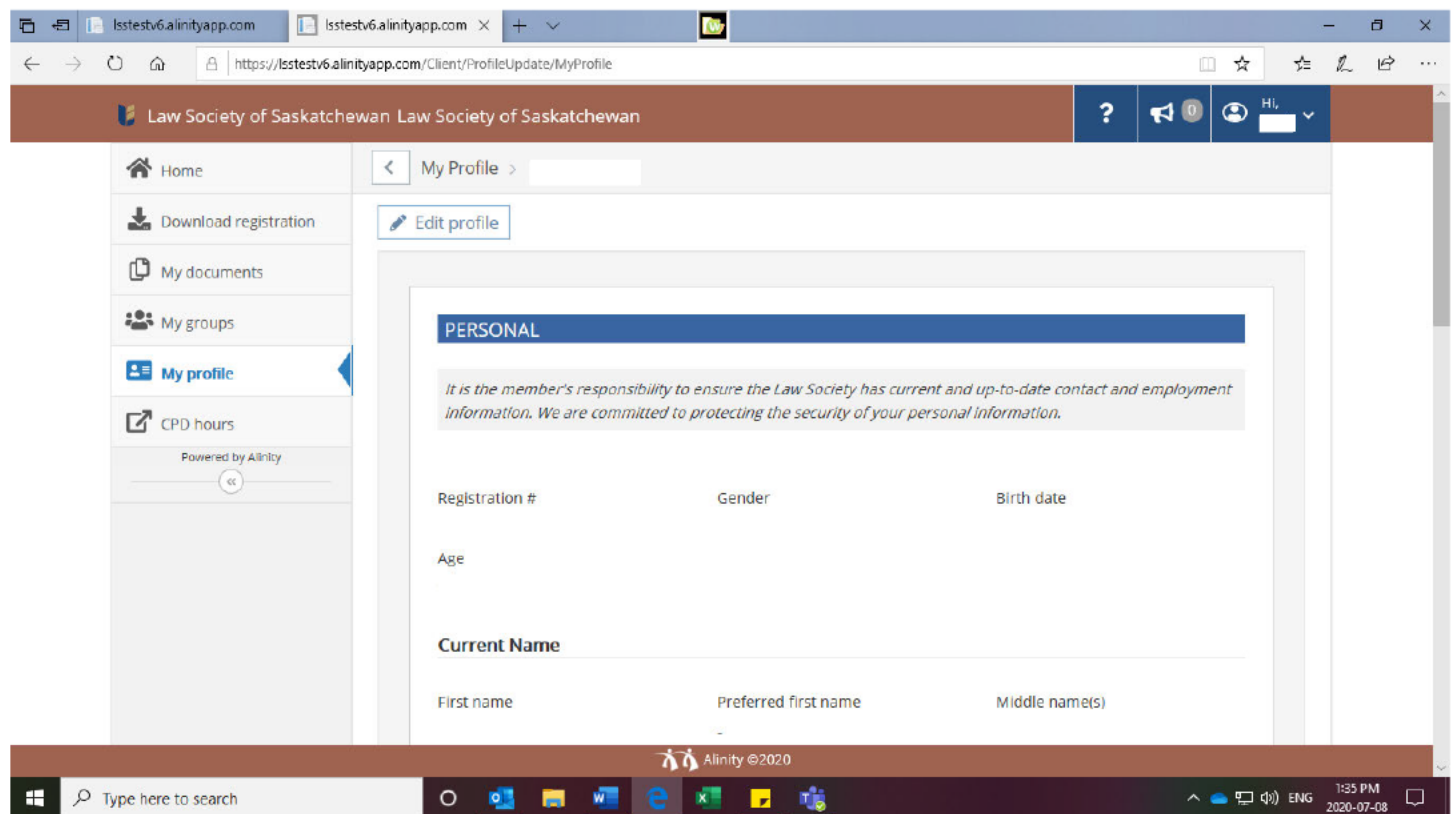
Type here to search

8:06 AM
2020-07-08

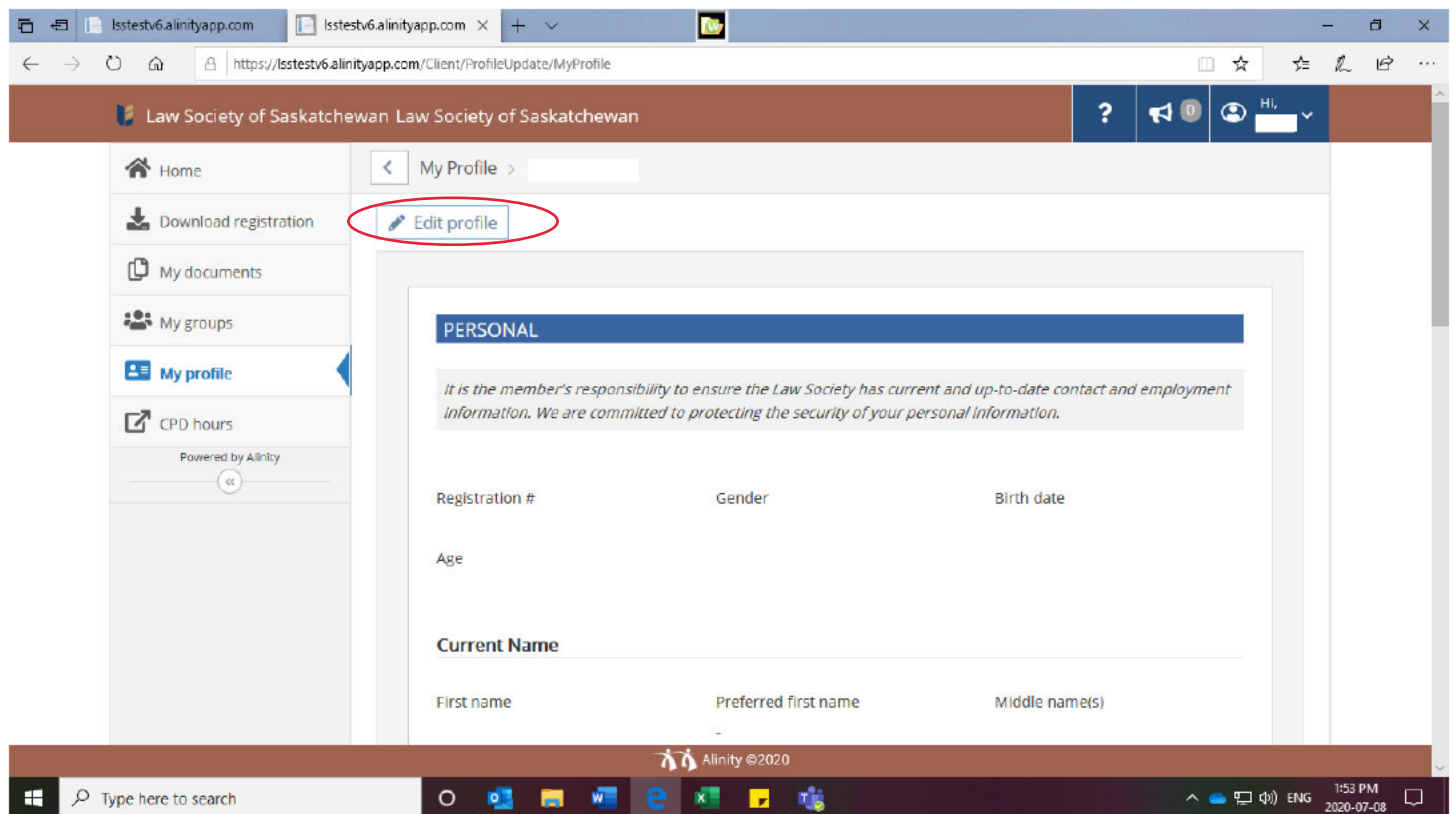
After logging in you will be brought to an updated home screen. On this screen you will see important tabs such as CPD hours and My profile.



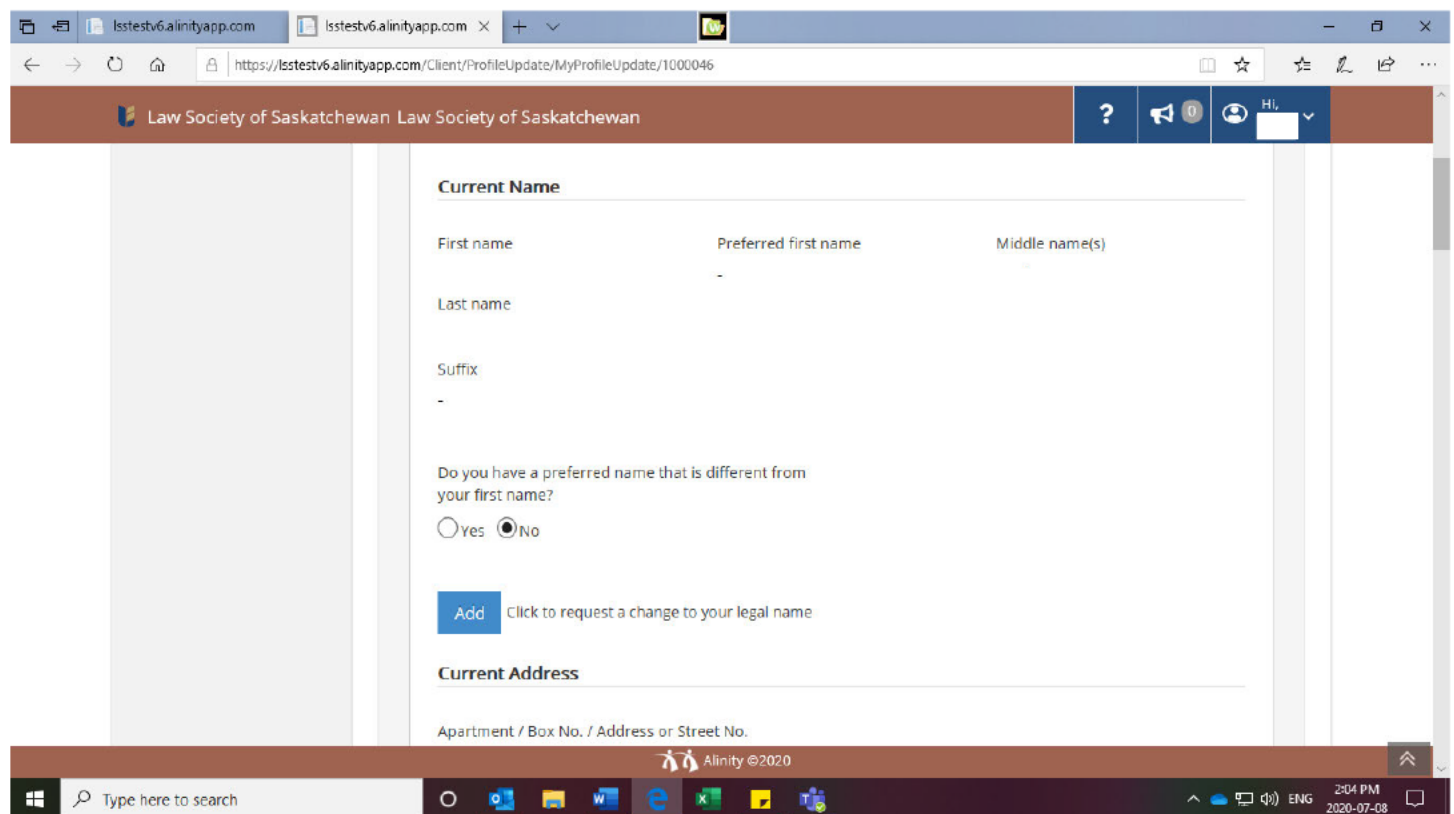
Selecting the My profile tab gives you access to the current information you have registered with the Law Society. This screen is also the screen you will use to edit your personal information, employment, and your areas of law.



To edit your information you will begin by selecting the edit profile box located at the top of your profile.



Each section will have blue add buttons where you will update/change the information as well as upload any required documents.



Once you finish any changes/updates to your profile select submit, which is located at the bottom of the page. You will then receive an email regarding your profile update.

The screenshot shows a web browser window with the URL <https://lsstestv6.alinityapp.com/Client/ProfileUpdate/MyProfileUpdate/1000046>. The page header includes the Law Society of Saskatchewan logo and navigation icons. The main content area contains a list of checkboxes for selecting areas of interest: Wills & Estates - Estate Admin., Wills & Estates - Trusts, Wills & Estates - Power of Attorney, and Wills & Estates - Guardianships. Below this is a "CONSENT" section with a text box asking for consent to receive Continuing Professional Development (CPD) marketing emails, with radio buttons for "Yes" (selected) and "No". At the bottom right are "Submit" and "Withdraw" buttons. The Windows taskbar at the bottom shows the time as 2:22 PM on 2020-07-08.

To record your CPD hours you will need to enter the CPD portal by first clicking on the CPD hours tab located on the left side of the page.

The screenshot shows the client portal home page with the URL <https://lsstestv6.alinityapp.com/Client>. The left sidebar contains a list of navigation options: Home, Download registration, My documents, My groups, My profile, and CPD hours (highlighted with a red circle). The main content area displays the "Membership Status" as "Active", with an effective date of 01-Jan-2020 and an expiration date of 31-Dec-2020. There are also "Announcements (0)" with a note that there are no announcements. The Windows taskbar at the bottom shows the time as 6:18 PM on 2020-07-09.

Once you enter the CPD hours screen you will see a familiar log in page where you will have to enter your Barrister Number and password. Please note, this is temporary and will be updated in the near future to make this step quicker and easier for the user.

The screenshot shows a web browser window with the address bar displaying <https://lsstestv6.alinityapp.com/webclient/default.aspx>. The page header includes the Law Society of Saskatchewan logo and a "Return to LSS Home" link. The main content area contains a login form with the following elements:

- Compatibility notice: "Our online system is compatible with Microsoft Internet Explorer and Firefox on the Windows PC platform and Safari and Firefox on the Macintosh platform. If you are having any difficulty with the site, please ensure you are using the most up to date version of a supported browser."
- Privacy notice: "The privacy and security of your information is something we take very seriously. Your personal information and credit card numbers are secured on the web site using industry-leading methods. This process includes digital signatures that enable full encryption of all data transmitted. You may notice the lock icon appearing at the bottom of your browser (and you may also have been notified that you were entering a secured connection by your browser). The lock icon indicates that the browser is currently operating through a secured connection."
- Login form:
 - Title: "Login"
 - Fields: "User ID" and "Password" (both with input boxes)
 - Button: "Login"
- Link: "[Click here if you forgot your password](#)"
- User ID instructions:
 - User ID**
 - If you are a Registrant please enter your barrister number.
 - If you are an applicant please contact the college office to obtain your login information.

The Windows taskbar at the bottom shows the search bar, task view button, and several application icons (Outlook, File Explorer, Word, Edge, Excel, PowerPoint, Teams, and OneDrive). The system tray on the right indicates the date and time as 6:22 PM on 2020-07-09.

Once you log into this portal you will complete recording your CPD hours in the same way you have been in the past.